

**PROPOSED @ GRADE
DECKING SECTION VIEW**

1/4" SQ. HEADED COUNTER SUNK
PLATED SCREW (2-1/2" MIN. EMBED
2 PER 8" DECK BOARD @ EACH 8 X 8

NEW PT 3X8 DECKING

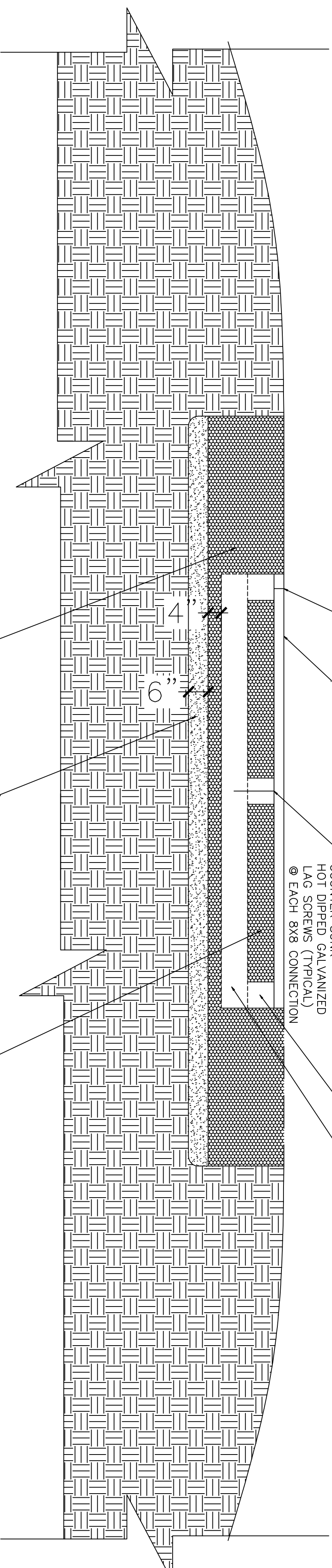
3/8" x 12" LONG
COUNTER SINK
HOT DIPPED GALVANIZED
LAG SCREWS (TYPICAL)
@ EACH 8X8 CONNECTION

PRESSURE TREATED 8 X 8'S (TYP.)
AFTER UNDERCUT AS REQUIRED

PRESSURE TREATED 8 X 8'S @ 5'-0" O-C (TYP.)
AFTER UNDERCUT AS REQUIRED

GROSS SECTION VIEW OF @ GRADE DECK STRUCTURE

Scale: 1/2"=1'-0"



8" PEA GRAVEL

6" SAND/CLAY COMPACTED
AFTER UNDERCUT AS REQUIRED

8" PEA GRAVEL

PRESSURE TREATED 8 X 8'S @ 5'-0" O-C (TYP.)
AFTER UNDERCUT AS REQUIRED

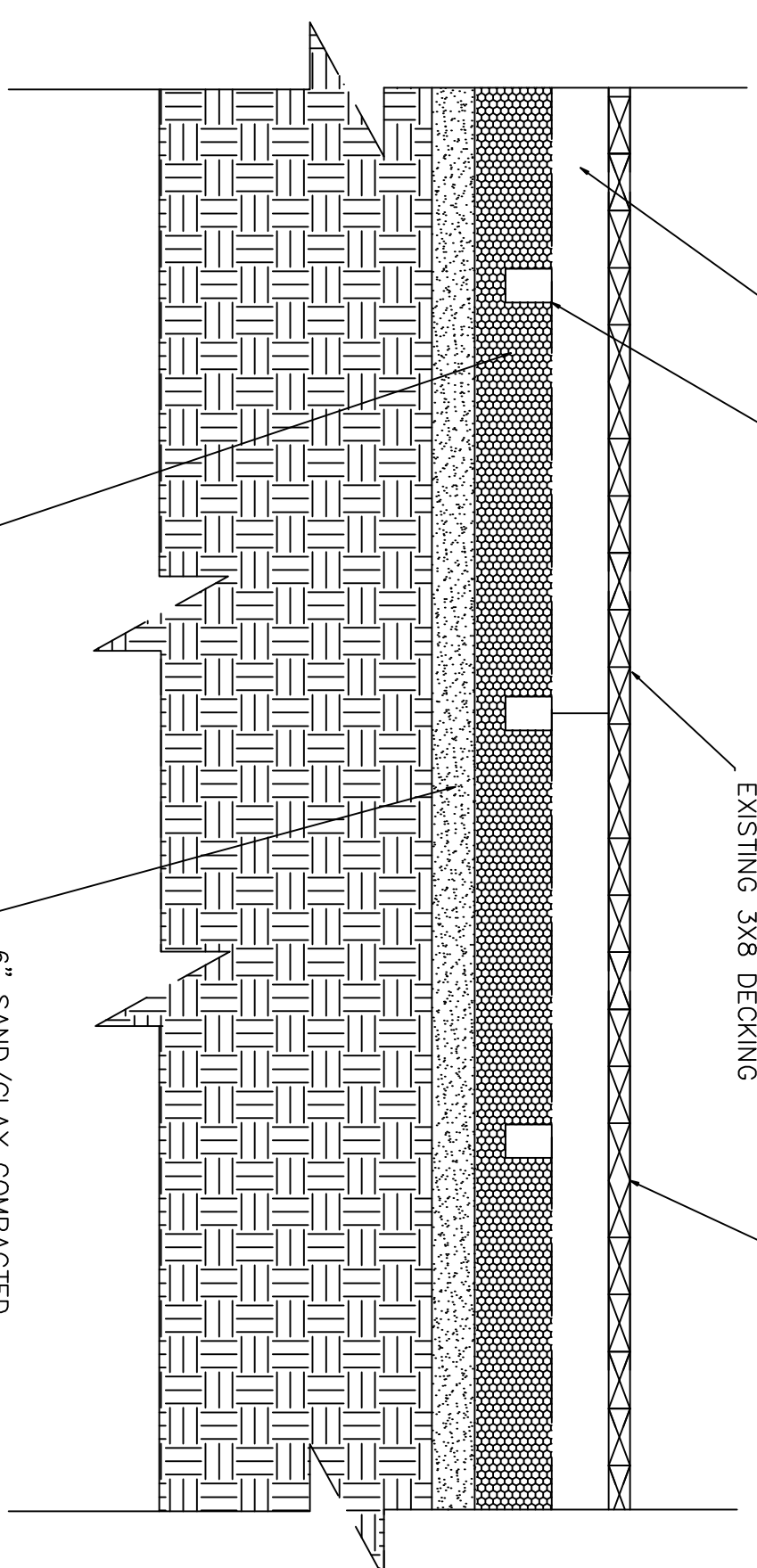
PRESSURE TREATED 8 X 8'S @ 5'-0" O-C (TYP.)
AFTER UNDERCUT AS REQUIRED

EXISTING 3X8 DECKING

1/4" SQ. HEADED COUNTER SUNK
PLATED SCREW (2-1/2" MIN. EMBED
2 PER 8" DECK BOARD @ EACH 8 X 8

LONGITUDINAL SECTION VIEW OF @ GRADE DECK STRUCTURE

Scale: 1/2"=1'-0"



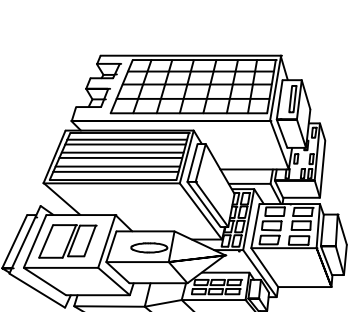
8" PEA GRAVEL
BED BACKFILL FLUSH
TO UNDERSIDE OF DECKING BOARDS

6" SAND/CLAY COMPACTED
AFTER UNDERCUT AS REQUIRED

EXISTING 3X8 DECKING

GENERAL NOTES

FIRM LICENSE NO C-3132




**M. A. COLVIN
ENGINEERING
AND
CONSULTING, INC.**
2547 Ravenhill Drive, Suite 103
Fayetteville, North Carolina 28303
(910)223-0052 (OFFICE)
(910)223-0804 (FAX)

Project Name: LINEAR PARK PEDESTRIAN
FOOT BRIDGE PROJECT
REPAIR DETAILS

Project Location: Fayetteville, NC

Drawing Name:
AT GRADE DECK
DETAILS



DRAWINGS AND THE DESIGN ARE THE PROPERTY OF THE ENGINEER
WHETHER THE PROJECT FOR WHICH THEY ARE PREPARED IS
EXECUTED OR NOT, THE DRAWINGS SHALL NOT BE USED BY THE
PROJECT OWNER OR ANYONE ELSE FOR ANY OTHER PROJECT.

PROJECT NO. 111111
DRAWN BY: M. Colvin
DATE: 02/19/2016
BR/CKK

SHEET NO.

S-3