

Budget

Stormwater Projects

City of
Fayetteville
North Carolina



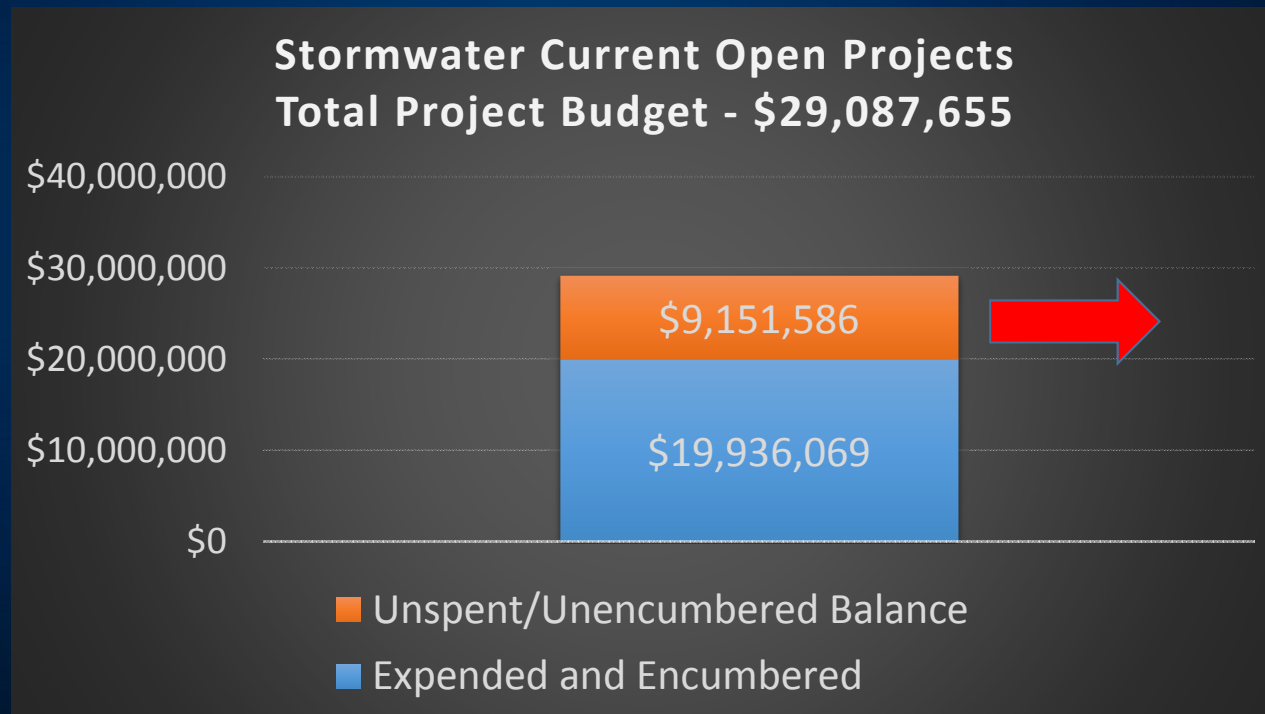


Stormwater CIP

Project Name	Funding Year				
	FY20	FY21	FY22	FY23	FY24
Watershed Master Plan Studies	\$1,912,750	\$3,000,000	\$3,000,000	\$150,000	\$150,000
Sunbury Dr_867 CIP	\$57,000		\$500,000		\$1,500,000
Breezewood_2700 CIP	\$60,000				\$320,000
Broyhill CIP	\$304,000				
North St CIP	\$1,685,250			\$1,000,000	
Spot Repair Program	\$200,000	\$200,000	\$200,000	\$200,000	\$200,000
Neville St CIP		\$1,723,200			
Bonnie Doone Area 2 CIP			\$1,000,000		
Bonnie Doone Area 5 CIP			\$215,000		
Louise St CIP				\$966,000	
Raeford FPB CIP				\$2,677,560	
Roxie Phase 2 CIP					\$1,430,000

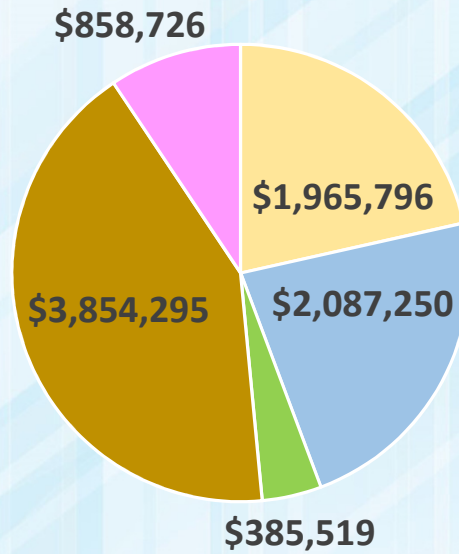
Stormwater CIP

See Handout for
Existing Projects List




Stormwater CIP

Projects
Unspent and Unencumbered
\$9,151,585



- Expect to Bid in FY20
- Watershed Studies Pending High Level Analysis
- Under Construction/Substantially Complete/PWC Utilities to be Completed/Project Close Out
- Under Design, and/or Funds Appropriated Out Years
- Design, Easement Acq. (Prior to FY19), Equipment, Some Residual



Budget

Pavement Preservation Program

City of
Fayetteville
North Carolina






Street System





City of Fayetteville = 95 sq mi
4.3 million – Powell Bill Funds
Approximately 744 miles

Proposed List of Streets - Handout

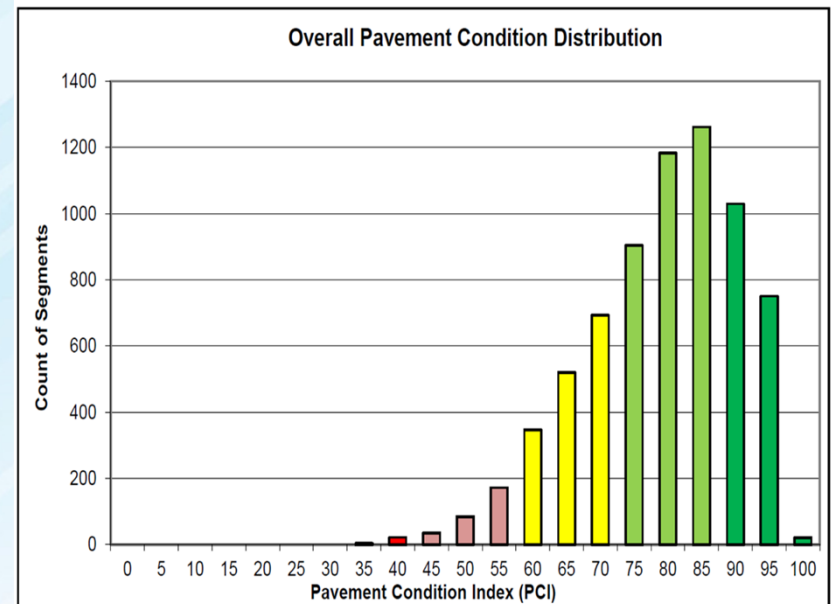
Street System = 1,178 mi
City = 744 mi – 63%
NCDOT = 288 mi – 25%
Private = 146 mi – 12%

2016 Pavement Condition Results



Pavement Condition Rating (PCR) Range	Condition Description	Percent of Collected Network	Legend
71 – 100	Excellent / Good	77.55%	
51 – 70	At Risk	21.01%	
26 – 50	Poor	1.44%	
0 – 25	Failing	0.00%	
Total		100%	

Year	Average PCR
2016	80.6
2012	79.1*
2003	83.2



Resurfacing

Year	Phase	Cost/mile
Prior 2013	Both	\$180,000
2013 -2014	Both	\$223,770
2014 -2015	Both	\$250,171
2015 -2016	Both	\$178,983
2016 -2017	I	\$219,517
2016 -2017	II	\$306,000
2019 – 2019	Both	\$338,000


- Our paving cycle fluctuates depending on the asphalt cost.
- Five years ago the City was paying \$180K/mile.
- In 2018 the City paid \$338,000/mile which represents an 87% increase.
- Last year the City was able to resurface 13 miles of street with the funding allocated.
- Currently, with a street system of 744 miles at the current funding and cost of \$338,000/mile the paving cycle is 57 years.



Resurfacing Program

There are a few factors that impact the increase on cost:

- All the easy streets have been paved in recent years. All the remaining streets require asphalt milling which increases the cost per mile.
- The cost of asphalt has increased considerably.
- Increase of construction activity in the industry.
- There is no real competition on the bidding process. There are only two paving companies in town that provide the services to the City.

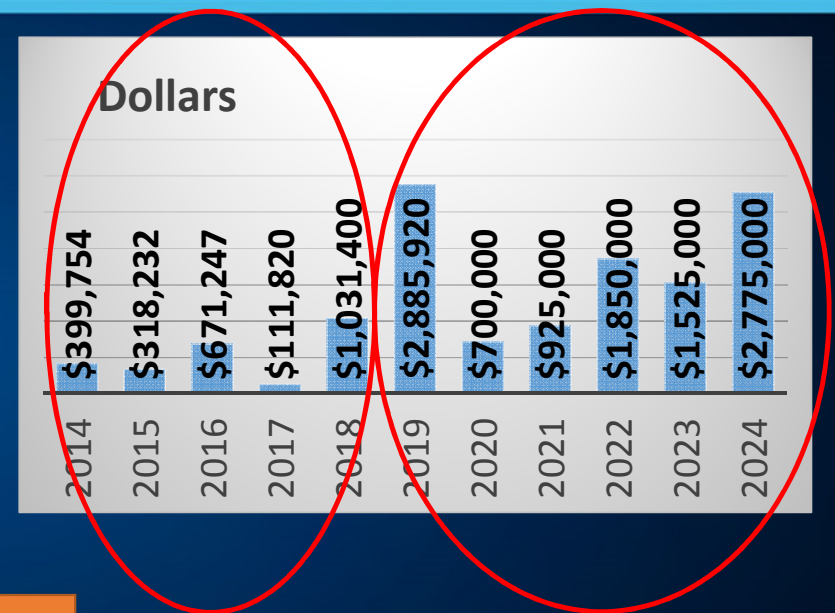


Budget *Sidewalks*

City of
Fayetteville
North Carolina



Sidewalks



Handout has Details of Proposed Sidewalks

~11.86 miles

~Proj. 46.28 miles

~\$2,532,453

Resource Capital Versus Resource Staffing
~\$10,660,920
Comb of 100% City and Muni. Ag.



City of Fayetteville North Carolina

fayTV



FayettevilleNC.gov

